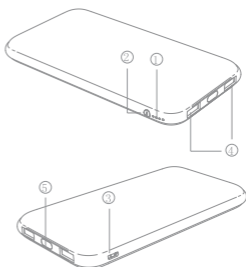


Product Component Introduction

- ① LED Light
- ② Power Switch
- ③ Micro USB Input
- ④ USB output
- ⑤ Strong flashlight

Technical Specifications

Model	Pulse 10000
Capacity	10000mAh
Input	5V/2A
USB output1	5V/1A
USB output2	5V2A
Charging time	~5hours
Charge Cycles	>500times



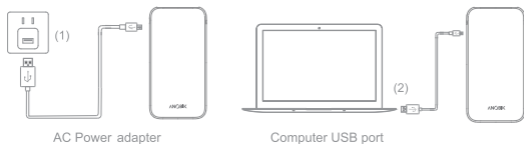
Power indicator

Press the power button and check the four power lights which will show how much power is left, as below:

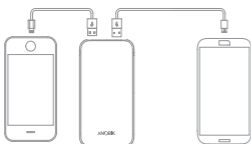
Power Indicator	One light on	Two light on	Three light on	Four light on
Battery status	≤25%	25%~50%	50%~75%	75%~100%

Charging the Power Bank

Put the enclosed USB of charging cable in power supply equipment, like AC adapter (1) or computer USB (2), plug into input of power bank.



Power bank charge for other devices



Recharge the Apple phone and Android phone



Press and hold the Power Switch for 3 sec to turn on/off Flashlight

Strong flashlight